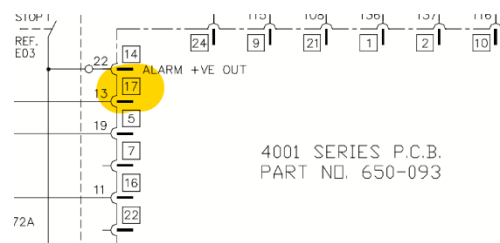
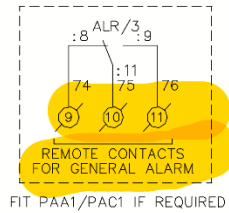
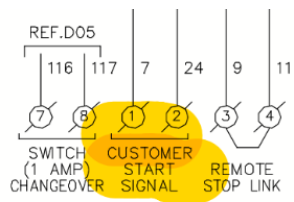


# Olympian 4001 Installation Guide



Generac Gateway Side Termination	Description	Wire Color	Customer Side Terminations
TB1 V+	DC+	Red	*B+
TB1 V-	DC-	Black	*B-
TB1 DICOM	Input Common	Orange	B-
TB2 DI0	Engine Running	Purple	Hour Meter+
TB2 DI1	Not in Auto	Green	Board Terminal 17 (Wire 13)
TB2 DI2	Common Alarm	B+	TB 10 (COM)
		White	TB 11 (N/O)
Harness Relay #1	2 Wire Start	Blue	TB1
		White / Blue	TB2

\*If gateway power lights blink on gen crank, this can indicate a brief loss of power. To correct, ensure red and black wires connect directly to the battery posts.

